



ok

20/16, Gajra House, Wadala, Mumbai 400 031  
Telefax: 91-22-2411 2044 • Mob: 093230 40715  
Email: rsgajra@ggautomotive.com

To,  
DCS-CRD.  
The Stock Exchange, Mumbai,  
Phiroze Jeejeebhoy Tower,  
Dalal Street,  
Mumbai- 400001

**Kind Attention: Mr. Troydon Bird**  
**Subject- Clause 35 of the Listing Agreement**

Dear Sir,

Enclosed Please find the statement of shareholding pattern pursuant to clause 35 of Listing Agreement for the quarter ended 30th September 2013.


Kindly acknowledge receipt of the same.

Thanking You,

Yours Truly,  
For **G. G. AUTOMOTIVE GEARS LIMITED**

*R. Gajra*  
**RAM GAJRA**  
**(COMPLIANCE OFFICER)**

Encl. - As above



Please visit our web site at [www.ggautomotive.com](http://www.ggautomotive.com)  
Works: 2A, Industrial Area, 1 A.B. Road, Dewas 455 001  
Tel : 91-7272-405310 • Fax : 91-7272-404802  
Email: ggautomotive@yahoo.com

Name of the Company: G. G. AUTOMOTIVE GEARS LIMITED

Scrp Code, Name of the scrip, class of security: 531399

Quarter ended: 30TH SEPTEMBER 2013

| Partly paid-up shares:-         | No. of partly paid-up shares | As a % of total no. of partly paid-up shares | As a % of total no. of shares of the company |
|---------------------------------|------------------------------|--|--|
| Held by promoter/promoter group | NA                           | NA   |  |
| Held by public                  | NA                           | NA   | NA   |
|                                 |                              |  | NA   |
| <b>Total - D</b>                | NA                           | NA   | NA   |


| Outstanding convertible securities:- | No. of outstanding securities | As a % of total no. of outstanding convertible securities | As a % of total no. of shares of the company, assuming full conversion of the convertible securities |
|--------------------------------------|-------------------------------|---|--|
| Held by promoter/promoter group      | NA                            | NA  |  |
| Held by public                       | NA                            | NA  | NA   |
|                                      |                               |   | NA   |
| <b>Total - E</b>                     | NA                            | NA  | NA   |

| Warrants:-                      | No. of warrants | As a % of total no. of warrants | As a % of total no. of shares of the company, assuming full conversion of warrants |
|---------------------------------|-----------------|---------------------------------|--|
| Held by promoter/promoter group | NA              | NA                              |  |
| Held by public                  | NA              | NA                              | NA   |
|                                 |                 |                                 | NA   |
| <b>Total - F</b>                | NA              | NA                              | NA   |


Total paid-up capital of the company, assuming full conversion of warrants and convertible securities

7916167

For G. G. AUTOMOTIVE GEARS LIMITED



RAM GAJRA  
COMPLIANCE OFFICER




**Statement Showing Shareholding Pattern**

| Category code | Category of Shareholder                                      | Number of Shareholders | Table (I)(a)           |  | Total shareholding as a percentage of total number of shares |                            | Shares Pledged or otherwise encumbered |                        |
|---------------|--|------------------------|------------------------|--|--|----------------------------|--|------------------------|
|               |  |                        | Total number of shares | Number of shares held in dematerialized form | As a percentage of (A+B) <sup>1</sup>                        | As a percentage of (A+B+C) | Number of shares                       | As a percentage        |
| (I)           | (II)   | (III)                  | (IV)                   | (V)  | (VI)   | (VII)                      | (VIII)                                 | (IX) = (VIII)/(IV)*100 |
| <b>(A)</b>    | <b>Shareholding of Promoter and</b>                          |                        |                        |  |  |                            |  |                        |
| 1             | <b>Indian</b>  |                        |                        |  |  |                            |  |                        |
| (a)           | Individuals/ Hindu Undivided Family                          |                        |                        |  |  |                            |  |                        |
| (b)           | Central Government/ State Government(s)                      | 0                      | 0                      | 0  | 0.00   | 0.00                       | 0                                      | 0.00                   |
| (c)           | Bodies Corporate   | 0                      | 0                      | 0  | 0.00   | 0.00                       | 0                                      | 0.00                   |
| (d)           | Financial Institutions/ Banks                                | 2                      | 556861                 | 556861                                       | 7.03   | 7.03                       | 0                                      | 0.00                   |
| (e)           | Any Others(Specify)  | 0                      | 0                      | 0  | 0.00   | 0.00                       | 0                                      | 0.00                   |
| (e-i)         | Directors  | 6                      | 1796784                | 2332   | 22.70  | 22.70                      | 0                                      | 0.00                   |
| (e-ii)        | Directors relative   | 8                      | 400732                 | 163333                                       | 5.06   | 5.06                       | 0                                      | 0.00                   |
|               | <b>Sub Total(A)(1)</b>                                       | <b>16</b>              | <b>2754377</b>         | <b>722526</b>                                | <b>34.79</b>   | <b>34.79</b>               | <b>0</b>                               | <b>0.00</b>            |
| 2             | <b>Foreign</b>   |                        |                        |  |  |                            |  |                        |
| a             | Individuals (Non-Residents Individuals/ Foreign Individuals) |                        |                        |  |  |                            |  |                        |
| b             | Bodies Corporate   | 1                      | 8333                   | 0  | 0.11   | 0.11                       | 0                                      | 0.00                   |
| c             | Institutions   | 0                      | 0                      | 0  | 0.00   | 0.00                       | 0                                      | 0.00                   |
| d             | Qualified Foreign Investor                                   | 0                      | 0                      | 0  | 0.00   | 0.00                       | 0                                      | 0.00                   |
| e             | Any Others(Specify)  | 0                      | 0                      | 0  | 0.00   | 0.00                       | 0                                      | 0.00                   |
|               | <b>Sub Total(A)(2)</b>                                       | <b>1</b>               | <b>8333</b>            | <b>0</b>                                     | <b>0.11</b>  | <b>0.11</b>                | <b>0</b>                               | <b>0.00</b>            |
|               | <b>Total Shareholding of Promoter and</b>                    | <b>17</b>              | <b>2762710</b>         | <b>722526</b>                                | <b>34.90</b>   | <b>34.90</b>               | <b>0</b>                               | <b>0.00</b>            |
| <b>(B)</b>    | <b>Public shareholding</b>                                   |                        |                        |  |  |                            |  |                        |
| 1             | <b>Institutions</b>  |                        |                        |  |  |                            |  |                        |
| (a)           | Mutual Funds/ UTI  | 0                      | 0                      | 0  | 0.00   | 0.00                       | 0                                      | 0.00                   |
| (b)           | Financial Institutions/ Banks                                | 0                      | 0                      | 0  | 0.00   | 0.00                       | 0                                      | 0.00                   |
| (c)           | Central Government/ State Government(s)                      | 0                      | 0                      | 0  | 0.00   | 0.00                       | 0                                      | 0.00                   |
| (d)           | Venture Capital Funds  | 0                      | 0                      | 0  | 0.00   | 0.00                       | 0                                      | 0.00                   |
| (e)           | Insurance Companies  | 0                      | 0                      | 0  | 0.00   | 0.00                       | 0                                      | 0.00                   |
| (f)           | Foreign Institutional Investors                              | 0                      | 0                      | 0  | 0.00   | 0.00                       | 0                                      | 0.00                   |
| (g)           | Foreign Venture Capital Investors                            | 0                      | 0                      | 0  | 0.00   | 0.00                       | 0                                      | 0.00                   |
| (h)           | Qualified Foreign Investor                                   | 0                      | 0                      | 0  | 0.00   | 0.00                       | 0                                      | 0.00                   |
| (i)           | Any Other (specify)  | 0                      | 0                      | 0  | 0.00   | 0.00                       | 0                                      | 0.00                   |
|               | <b>Sub-Total (B)(1)</b>                                      | <b>0</b>               | <b>0</b>               | <b>0</b>                                     | <b>0.00</b>  | <b>0.00</b>                | <b>0</b>                               | <b>0.00</b>            |



|            |   |             |                |                |               |               |          |             |
|------------|---|-------------|----------------|----------------|---------------|---------------|----------|-------------|
| <b>B 2</b> | <b>Non-institutions</b>   |             |                |                |               |               |          |             |
| (a)        | Bodies Corporate  | 149         | 313732         | 303933         | 3.96          | 3.96          |          |             |
| (b)        | Individuals   |             |                |                |               |               | 0        | 0.00        |
| I          | Individuals -i. Individual shareholders holding nominal share capital up to Rs 1 lakh | 5035        | 3838066        | 3697925        | 48.48         | 48.48         |          |             |
| II         | Individual shareholders holding nominal share capital in excess of Rs. 1 lakh.        | 39          | 761924         | 751724         | 9.62          | 9.62          | 0        | 0.00        |
| (c)        | Qualified Foreign Investor  | 0           | 0              | 0              | 0.00          | 0.00          | 0        | 0.00        |
| (d)        | Any Other (specify)   |             |                |                |               |               | 0        | 0.00        |
|            | (a) NRI (Repeat & Non-Repeat)   |             |                |                |               |               |          |             |
|            | (b) Foreign Corporate Bodies  | 29          | 54915          | 38918          | 0.69          | 0.69          | 0        | 0.00        |
|            | (c) Trust   | 0           | 0              | 0              | 0.00          | 0.00          | 0        | 0.00        |
|            | (d) Hindu Undivided Family  | 0           | 0              | 0              | 0.00          | 0.00          | 0        | 0.00        |
|            | (e) Employee  | 99          | 182225         | 182225         | 2.30          | 2.30          | 0        | 0.00        |
|            | (f) Clearing Members  | 10          | 2529           | 0              | 0.03          | 0.03          | 0        | 0.00        |
|            |   | 1           | 66             | 66             | 0.00          | 0.00          | 0        | 0.00        |
|            | <b>Sub-Total (B)(2)</b>   | <b>5362</b> | <b>5153457</b> | <b>4974791</b> | <b>65.10</b>  | <b>65.10</b>  | <b>0</b> | <b>0.00</b> |
|            | <b>Total Public Shareholding (B)= (B)(1)+(B)(2)</b>                                   | <b>5362</b> | <b>5153457</b> | <b>4974791</b> | <b>65.10</b>  | <b>65.10</b>  | <b>0</b> | <b>0.00</b> |
|            | <b>TOTAL (A)+(B)</b>  | <b>5379</b> | <b>7916167</b> | <b>5697317</b> | <b>100.00</b> | <b>100.00</b> | <b>0</b> | <b>0.00</b> |
| (C)        | Shares held by Custodians and against which Depository Receipts have been issued      |             |                |                |               |               |          |             |
| 1          | Promoter and Promoter group   | 0           | 0              | 0              | 0.00          | 0.00          | 0        | 0           |
| 2          | Public  | 0           | 0              | 0              | 0.00          | 0.00          | 0        | 0.00        |
|            | <b>Sub-Total (C)</b>  | <b>0</b>    | <b>0</b>       | <b>0</b>       | <b>0.00</b>   | <b>0.00</b>   | <b>0</b> | <b>0.00</b> |
|            | <b>GRAND TOTAL (A)+(B)+(C)</b>  | <b>5379</b> | <b>7916167</b> | <b>5697317</b> | <b>100.00</b> | <b>100.00</b> | <b>0</b> | <b>0.00</b> |

For G. G. AUTOMOTIVE GEARS LIMITED



RAM GAJRA  
COMPLIANCE OFFICER

Showing holding of securities (including shares, warrants, convertible securities) of persons belonging to the "Promoter and Promoter Group"

| Name of the shareholder     | Details of Shares held |                                   |          | Encumbered shares (*) |  | Details of warrants     |   | Details of convertible                |   | Total shares (including underlying shares assuming full conversion of warrants and convertible securities) as a % of diluted share capital |
|-----------------------------|------------------------|-----------------------------------|----------|-----------------------|--|-------------------------|---|---------------------------------------|---|--|
|                             | Number of shares held  | As a % of grand total (A)+(B)+(C) | No.      | As a percentage       | As a % of grand total (A)+(B)+(C) of sub-clause (I)(a) | Number of warrants held | As a % total number of warrants of the same class | Number of convertible securities held | As a % total number of convertible securities of the same class |  |
| (B)                         | (M)                    | (IV)                              | (V)      | (VI)=(V)/(M)*100      | (VII)  | (VIII)                  | (IX)  | (X)                                   | (XI)  | (XII)  |
| 1 K. R. Gajra               | 1792786                | 22.64                             | 0        | 0.00                  | 0.00   | 0                       | 0   | 0                                     | 0   | 22.64  |
| 2 Patton International Ltd. | 350000                 | 4.42                              | 0        | 0.00                  | 0.00   | 0                       | 0   | 0                                     | 0   | 4.42   |
| 3 Hakoorn Auto Ltd.         | 206861                 | 2.61                              | 0        | 0.00                  | 0.00   | 0                       | 0   | 0                                     | 0   | 2.61   |
| 4 Anita Ravichandran        | 156500                 | 1.97                              | 0        | 0.00                  | 0.00   | 0                       | 0   | 0                                     | 0   | 1.97   |
| 5 Versa J. Gajra            | 131000                 | 1.65                              | 0        | 0.00                  | 0.00   | 0                       | 0   | 0                                     | 0   | 1.65   |
| 6 Savitri J. Gajra          | 50100                  | 0.63                              | 0        | 0.00                  | 0.00   | 0                       | 0   | 0                                     | 0   | 0.63   |
| 7 Savitri J. Gajra          | 43800                  | 0.55                              | 0        | 0.00                  | 0.00   | 0                       | 0   | 0                                     | 0   | 0.55   |
| 8 Versa Gajra               | 10000                  | 0.12                              | 0        | 0.00                  | 0.00   | 0                       | 0   | 0                                     | 0   | 0.12   |
| 9 Suresh R. Gajra           | 8333                   | 0.10                              | 0        | 0.00                  | 0.00   | 0                       | 0   | 0                                     | 0   | 0.10   |
| 10 Indira R. Gajra          | 6833                   | 0.08                              | 0        | 0.00                  | 0.00   | 0                       | 0   | 0                                     | 0   | 0.08   |
| 11 Bela Bajaj               | 1666                   | 0.02                              | 0        | 0.00                  | 0.00   | 0                       | 0   | 0                                     | 0   | 0.02   |
| 12 S. S. Nagpaul            | 1333                   | 0.01                              | 0        | 0.00                  | 0.00   | 0                       | 0   | 0                                     | 0   | 0.01   |
| 13 Swarnajit Singh Nagpaul  | 1166                   | 0.01                              | 0        | 0.00                  | 0.00   | 0                       | 0   | 0                                     | 0   | 0.01   |
| 14 J. S. Cairra             | 1000                   | 0.01                              | 0        | 0.00                  | 0.00   | 0                       | 0   | 0                                     | 0   | 0.01   |
| 15 Indira R. Gajra          | 833                    | 0.01                              | 0        | 0.00                  | 0.00   | 0                       | 0   | 0                                     | 0   | 0.01   |
| 16 Kennedy R. Gajra         | 333                    | 0.00                              | 0        | 0.00                  | 0.00   | 0                       | 0   | 0                                     | 0   | 0.00   |
| 17 Prem S. Gajra            | 166                    | 0.00                              | 0        | 0.00                  | 0.00   | 0                       | 0   | 0                                     | 0   | 0.00   |
| <b>TOTAL</b>                | <b>2762710</b>         | <b>34.89</b>                      | <b>0</b> | <b>0.00</b>           | <b>0.00</b>  | <b>0</b>                | <b>0</b>  | <b>0</b>                              | <b>0</b>  | <b>34.89</b>   |

\* The term "encumbrance" has the same meaning as assigned to it in regulation 28(3) of the SAST Regulations, 2011

For G. G. AUTOMOTIVE GEARS LIMITED

RAM GAJRA  
COMPLIANCE OFFICER




Statement showing holding of securities (including shares, warrants, convertible securities) of persons belonging to the category "Public" and holding more than 1% of the total number of shares

| Sr. No.      | Name of the shareholder | Number of shares held | Shares as a percentage of total number of shares (i.e., Grand Total (A)+(B)+(C) indicated in Statement at para (I)(a) above) | Details of warrants     |   | Details of convertible securities     |  | Total shares (including underlying shares assuming full conversion of warrants and convertible securities) as a % of diluted share capital |
|--------------|-------------------------|-----------------------|--|-------------------------|---|---------------------------------------|--|--|
|              |                         |                       |  | Number of warrants held | As a % total number of warrants of the same class | Number of convertible securities held | % w.r.t total number of convertible securities of the same class |  |
| 1            | NIL                     | 0                     | 0.00   | 0                       | 0   | 0                                     | 0  | 0  |
| 2            |                         |                       |  |                         |   |                                       |  |  |
| 3            |                         |                       |  |                         |   |                                       |  |  |
| <b>TOTAL</b> |                         | NIL                   | NIL  | NIL                     | NIL   | NIL                                   | NIL  | NIL  |

For G. G. AUTOMOTIVE GEARS LIMITED

RAM GAJRA  
COMPLIANCE OFFICER




**(I)(c)(ii) Statement showing holding of securities (including shares, warrants, convertible securities) of persons (together with PAC) belonging to the category "Public" and holding more than 5% of the total number of shares of the company**

| Sr. No.      | Name(s) of the shareholder(s) and the Persons Acting in Concert (PAC) with them | Number of shares | Shares as a percentage of total number of shares (i.e., Grand Total (A)+(B)+(C) indicated in Statement at para (I)(a) above) | Details of warrants |   | Details of convertible securities     |  | Total shares (including underlying shares assuming full conversion of warrants and convertible securities) as a % of diluted share capital |
|--------------|---|------------------|--|---------------------|---|---------------------------------------|--|--|
|              |   |                  |  | Number of warrants  | As a % total number of warrants of the same class | Number of convertible securities held | % w.r.t total number of convertible securities of the same class |  |
| 1            |   |                  |  |                     |   |                                       |  |  |
| 2            |   |                  |  |                     |   |                                       |  |  |
| <b>TOTAL</b> |   | NIL              | NIL  | NIL                 | NIL   | NIL                                   | NIL  | NIL  |

For G. G. AUTOMOTIVE GEARS LIMITED

*Ram Gajra*

RAM GAJRA  
COMPLIANCE OFFICER



(I)(d) Statement showing details of locked-in shares

| Sr. No.      | Name of the shareholder | Number of locked-in shares | Locked-in shares as a percentage of total number of shares (i.e., Grand Total (A)+(B)+(C) indicated in Statement at para (I)(a) above) |
|--------------|-------------------------|----------------------------|--|
| 1            |                         |                            |  |
| 2            |                         |                            |  |
|              |                         |                            |  |
| <b>TOTAL</b> |                         | NIL                        | NIL  |

For G. G. AUTOMOTIVE GEARS LIMITED



RAM GAJRA  
COMPLIANCE OFFICER

*RS Gajra*



(II)(a) Statement showing details of Depository Receipts (DRs)

| Sr. No.      | Type of outstanding DR<br>(ADRs, GDRs, SDRs, etc.) | Number of outstanding<br>DRs | Number of shares underlying<br>outstanding DRs | Shares underlying outstanding DRs as a<br>percentage of total number of shares<br>{i.e., Grand Total (A)+(B)+(C) indicated<br>in Statement at para (I)(a) above} |
|--------------|--|------------------------------|--|--|
| 1            |  |                              |  |  |
| 2            |  |                              |  |  |
|              |  |                              |  |  |
| <b>TOTAL</b> |  | <b>NIL</b>                   | <b>NIL</b>                                     | <b>NIL</b>   |

For G. G. AUTOMOTIVE GEARS LIMITED



RAM GAJRA  
COMPLIANCE OFFICER

*R Gajra*

(II)(b) Statement showing Number of Depository Receipts (DRs), where underlying shares held by Depository/issuer are in excess of 1% of the total number of shares

| Sr. No.      | Name of DR Holder | Type of outstanding DR (ADRs, GDRs, SDRs, etc.) | Number of shares underlying outstanding DRs | Shares underlying outstanding DRs as a percentage of total number of shares (i.e., Grand Total (A)+(B)+(C) indicated in Statement at para (I)(a) above) |
|--------------|-------------------|---|---|---|
| 1            |                   |   |   |   |
| 2            |                   |   |   |   |
| <b>TOTAL</b> |                   | <b>NIL</b>                                      | <b>NIL</b>                                  | <b>NIL</b>  |

For G. G. AUTOMOTIVE GEARS LIMITED

← R. Gajra

RAM GAJRA  
COMPLIANCE OFFICER

